

3 Phase AC drive system

Outstanding ergonomics with multi-functional tiller head

Operation with tiller in upright position using the crawl speed button

Compact and manoeuvrable

Integrated charger with 13 Amp plug socket for easy charging

Sensitive lowering function places loads gently (optional)



EMC 110/EMC B10

Electric pedestrian stacker (1000 kg)

The Jungheinrich electric pedestrian stacker EMC 110/EMC B10 combines productivity, user-friendly controls and safety for the operator. It offers a wide array of options for almost any application. Two of the best examples are placing goods in racking and feeding machines. Palletised goods are simply raised to the required picking height. Then they can be deposited into the racking or removed from the pallet without placing stress on the operator's back.

Ergonomic and engineering advantages make the EMC especially easy to operate: The long tiller provides the operator with low operating forces and a high safety factor at the same time. The sensitive lower-

ing function (optional) ensures gentle depositing of especially delicate materials on the racking or floor.

All drive and lift functions are easily accessible from the multi-functional tiller head without having to reach around. The creep speed button allows the truck to operate even in very confined spaces with the tiller upright.

The EMC also offers impressive features for easy power management: The no-maintenance 70 ah batteries can be recharged simply by connecting the integrated charger into any 13 Amp plug socket. The battery discharge indicator

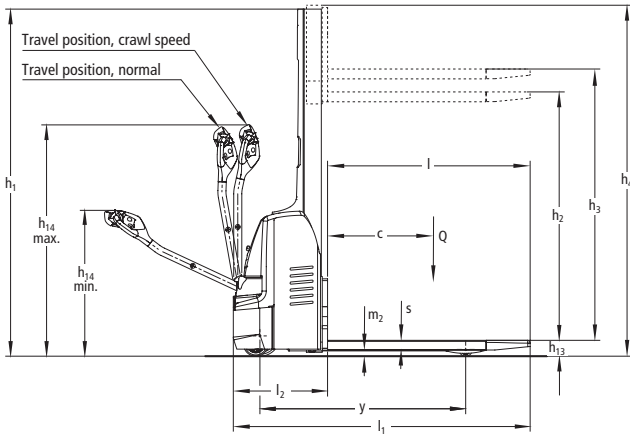
continually displays the batteries state of charge.

The innovative 3 phase AC drive motor gives outstanding performance in this truck class and creates ideal conditions for efficient, productive work.

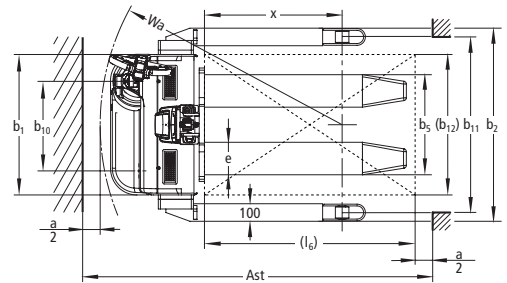
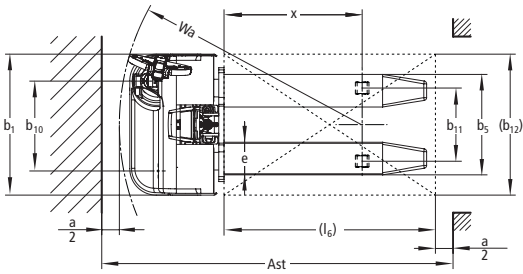
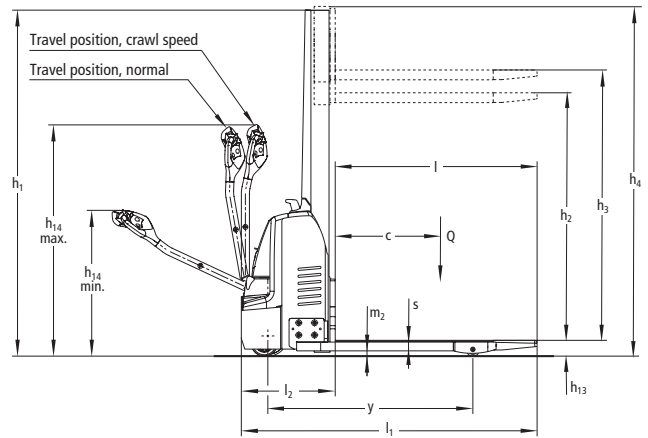
The EMC B10 is also capable of lifting perimeter based pallets and can also be fitted with an FEM/ISO fork carriage. A wide selection of attachments can be mounted on the fork carriage, further expanding the already broad range of applications.

EMC 110/EMC B10

EMC 110



EMC B10



Technical data in line with VDI 2198 as at: 04/2009

Identification	1.1	Manufacturer (abbreviation)		Jungheinrich	Jungheinrich	1.1
	1.2	Manufacturer's type designation		EMC 110	EMC B10	1.2
	1.3	Drive		electric	electric	1.3
	1.4	Operator type		pedestrian	pedestrian	1.4
	1.5	Load capacity/rated load	Q (t)	1.0	1.0	1.5
	1.6	Load centre distance	c (mm)	600	600	1.6
	1.8	Load distance (Centre of load axle to fork face)	x (mm)	784	784	1.8
	1.9	Wheelbase	y (mm)	1168	1168	1.9
	Weights	2.1	Service weight incl. battery (see line 6.5)	kg	545	590
2.2		Axle loading, laden front/rear	kg	555/990	575/1015	2.2
2.3		Axle loading, unladen front/rear	kg	400/145	435/155	2.3
Wheels, Chassis	3.1	Tyres		PU/Pevopur	PU/Pevopur	3.1
	3.2	Tyre size, front	mm	230 x 70	230 x 70	3.2
	3.3	Tyre size, rear	mm	77 x 70	77 x 70	3.3
	3.4	Additional wheels (dimensions)		150 x 54	125 x 40	3.4
	3.5	Wheels, number front rear (x = driven wheels)		1x +2/2 or 4	1x +2/2	3.5
	3.6	Track width, front	b ₁₀ (mm)	510	510	3.6
	3.7	Track width, rear	b ₁₁ (mm)	415	1000 / 1170 / 1370	3.7
Basic Dimensions	4.2	Closed mast height	h ₁ (mm)	1970 ²⁾	1970 ²⁾	4.2
	4.3	Free lift	h ₂ (mm)	1507 ²⁾	1507 ²⁾	4.3
	4.4	Lift	h ₃ (mm)	1540 ²⁾	1540 ²⁾	4.4
	4.5	Height, mast extended	h ₄ (mm)	1992 2)	1992 2)	4.5
	4.9	Height of tiller in drive position min./max.	h ₁₄ (mm)	821 / 1305	821 / 1305	4.9
	4.19	Overall length	l ₁ (mm)	1685	1685	4.19
	4.20	Length to face of forks	l ₂ (mm)	535	535	4.20
	4.21	Overall width	b ₁ /b ₂ (mm)	800/-	800/1100 ¹⁾	4.21
	4.22	Fork dimensions	s/e/l (mm)	56/185/1150	56/185/1150	4.22
	4.25	Width across forks	b ₅ (mm)	570	570/660	4.25
	4.32	Ground clearance, centre of wheelbase	m ₂ (mm)	30	30	4.32
	4.33	Aisle width for pallets 1000 x 1200 crossways	Ast (mm)	1944 ³⁾	1944 ³⁾	4.33
	4.34	Aisle width for pallets 800 x 1200 lengthways	Ast (mm)	1994 ⁴⁾	1994 ⁴⁾	4.34
4.35	Turning radius	Wa (mm)	1378	1378	4.35	
Performance Data	5.1	Travel speed, laden/unladen	km/h	4.2/5.0	4.2/5.0	5.1
	5.2	Lift speed, laden/unladen	m/s	0.09/0.13	0.09/0.13	5.2
	5.3	Lowering speed, laden/unladen	m/s	0.12/0.11	0.12/0.11	5.3
	5.7	Gradeability, laden/unladen	%	3.5/15	3.5/15	5.7
	5.10	Service brake		electric	electric	5.10
E-Motor	6.1	Drive motor rating S ₂ 60 min.	kW	0.5	0.5	6.1
	6.2	Lift motor rating at S ₃ 10%	kW	1.2	1.2	6.2
	6.3	Battery acc. to DIN 43531/35/36 A, B, C, no		no	no	6.3
	6.4	Battery voltage, nominal capacity K ₅	V/Ah	2 x 12/70	2 x 12/70	6.4
	6.5	Battery weight	kg	63	63	6.5
	6.6	Energy consumption acc. to VDI cycle	kWh/h	0.55	0.55	6.6
Others	8.1	Type of drive control		AC SpeedControl	AC SpeedControl	8.1
	8.4	Sound level at the driver's ear according to EN 12 053	dB(A)	70	70	8.4
<p>1) Straddle legs available in 3 overall widths 2) Version with high mast: + 460 mm 3) Diagonal method acc. to VDI: + 262 mm 4) Diagonal method acc. to VDI: + 159 mm</p>						

This specification sheet according to VDI regulation 2198 only provides technical values for the standard truck. Non-standard tyres, different masts, additional equipment, etc. could produce other values. Right reserved for technical changes and improvements.

Make use of the advantages

Safe and comfortable stacking and retrieval

All lifting and lowering functions are easily controlled from the multi-functional tiller head, allowing the operator to focus entirely on stacking and retrieval. Further features make stacking and retrieval particularly safe and productive:



Long safety tiller

- Precise and gentle depositing of loads into the racking or on the floor. The lowering speed is electro-hydraulically controlled (in 2 stages) sensitively by button on the tiller head (optional).
- High lifting speed increases productivity.
- Automatic regulation of the lift height with intelligent lift positioning (optional).

Working in very confined spaces

The EMC is an especially compact pedestrian stacker. The extremely short chassis length and low vehicle weight allowing use in extremely confined spaces, in the lift and on mezzanines. The EMC is also equipped with a crawl speed button. A press of the button is all that's needed for the EMC to manoeuvre safely, even with the tiller upright.

Working ergonomically

The recently developed tiller head is perfectly adapted to the ergonomic needs of the operator:

- Colour scheme for intuitive operation and buttons with wear-resistant icons.
- Grip angle to suit the hand position of the operator.
- Rocker switch for consistently good operation in all tiller positions.
- Horn button placed in the centre of the tiller where it can be reached quickly.

Wide track version of EMC B10

- Ideal for lifting perimeter based pallets.
- Use of attachments (e. g. cranehooks or barrel turners) with optional FEM/ISO fork carriage.



EMC B10 with FEM/ISO fork carriage (optional) and forged forks

Lower maintenance costs

Service-friendly components ensure lower maintenance costs in the long-term:

- Maintenance-free 3 phase drive motor.



Operating as a lifting table

- One-piece front cover provides quick access to all components.

Long operating times

The battery, when used together with the energy-saving 3 Phase system, gives long operating times.

- Maintenance-free 24 V/70 ah batteries (gel fleece).
- Integrated 230 V charger for easy charging at any 13 Amp mains socket.
- Integrated 110 V charger (optional).

Additional equipment

- Tandem load wheels
- CanCode for PIN activation (instead of key switch) and automatic shut-off function.
- Discharge indicator and CanDis operating hours counter.
- FEM/ISO fork carriage with forged forks.

Jungheinrich UK Ltd.

Head Office:

Sherbourne House · Sherbourne Drive
Tilbrook · Milton Keynes MK7 8HX
Phone 01908 363100
Fax 01908 363180

info@jungheinrich.co.uk
www.jungheinrich.co.uk



Jungheinrich
Plants, Sales and
Services Europe
ISO 9001/ISO 14001

Jungheinrich trucks
conform to the European
Safety Requirements.



JUNGHEINRICH
Well worthwhile